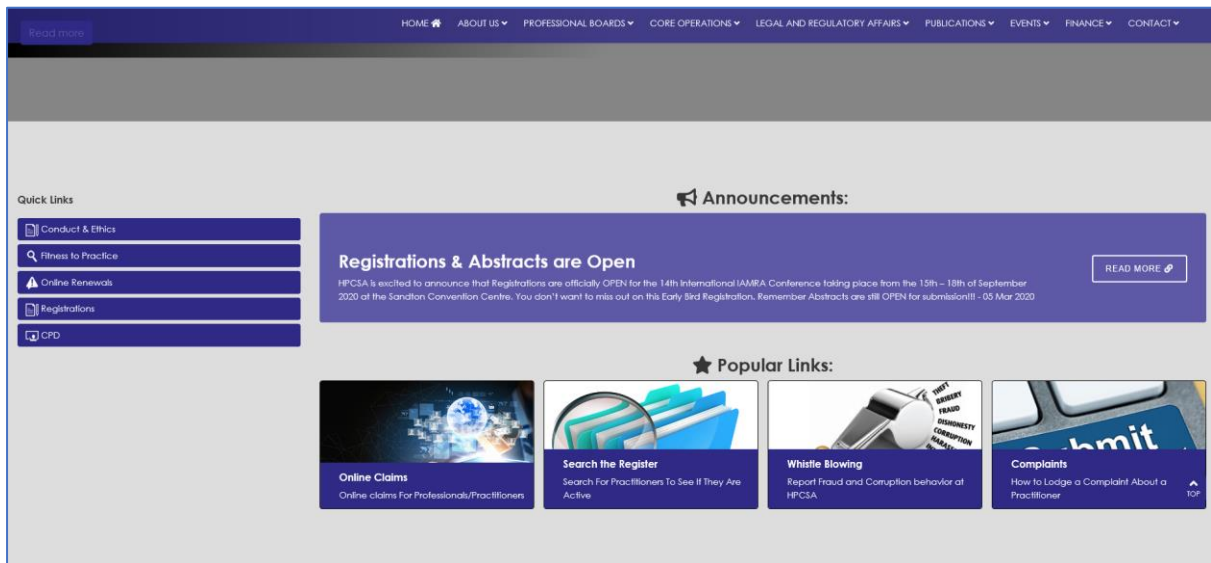


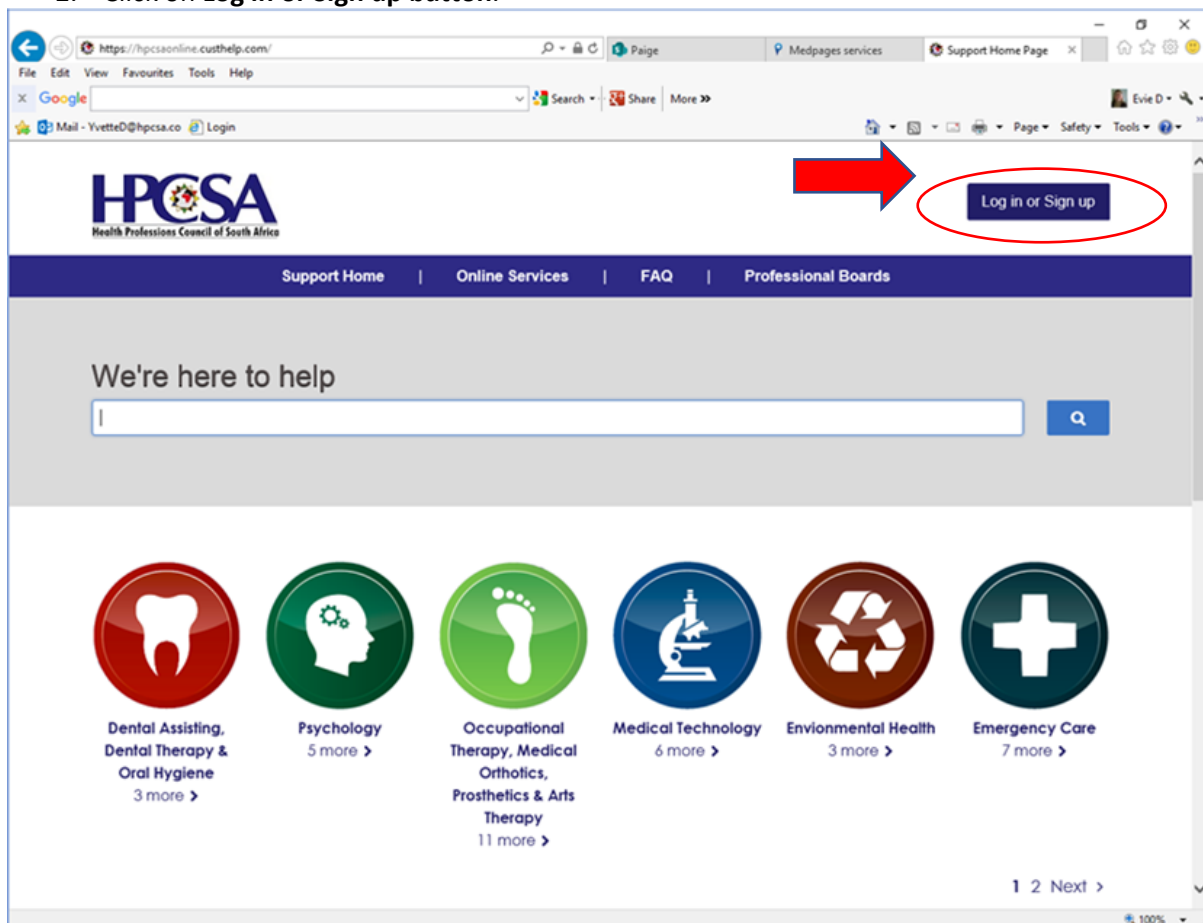


HOW TO ACCESS ONLINE COPY OF HPCSA CERTIFICATE

1. Open the HPCSA website www.hpcsa.co.za Click on **Online Renewals**



2. Click on **Log in or Sign up** button.



3. Please do not create an account as the system already created accounts for existing (HPCSA registered) practitioners. If for some reason the system cant recognize your ID please send an email with the copy of your id to Info@hpcsa.co.za to be assisted.
4. For Username - Type your ID number or passport then click on the forgot password button.

Please log in to continue

Log In or [Create an Account](#)

Type your ID number or Passport and click Forgot your username or Password

Password

[Forgot your username or password?](#)

[Log In](#) [Cancel](#)

- 5. Type your ID number or Passport then click on the reset my Password button. **After that an email or sms for password reset will be sent to your registered email address cell phone number with a link.** Please click on the link and the below screen will be displayed which will enable you to change the password. The email subject name will be Support Account Password Assistance. **Please check your emails and SMSs**

HPCSA
Health Professions Council of South Africa

Log in or Sign up

Support Home | Online Services | FAQ | Professional Boards

Account Assistance

Request your username
If the email address you enter is in our system, we'll send you your username. If you don't have a username, we'll send you a link to set up an account instead.

Email Address

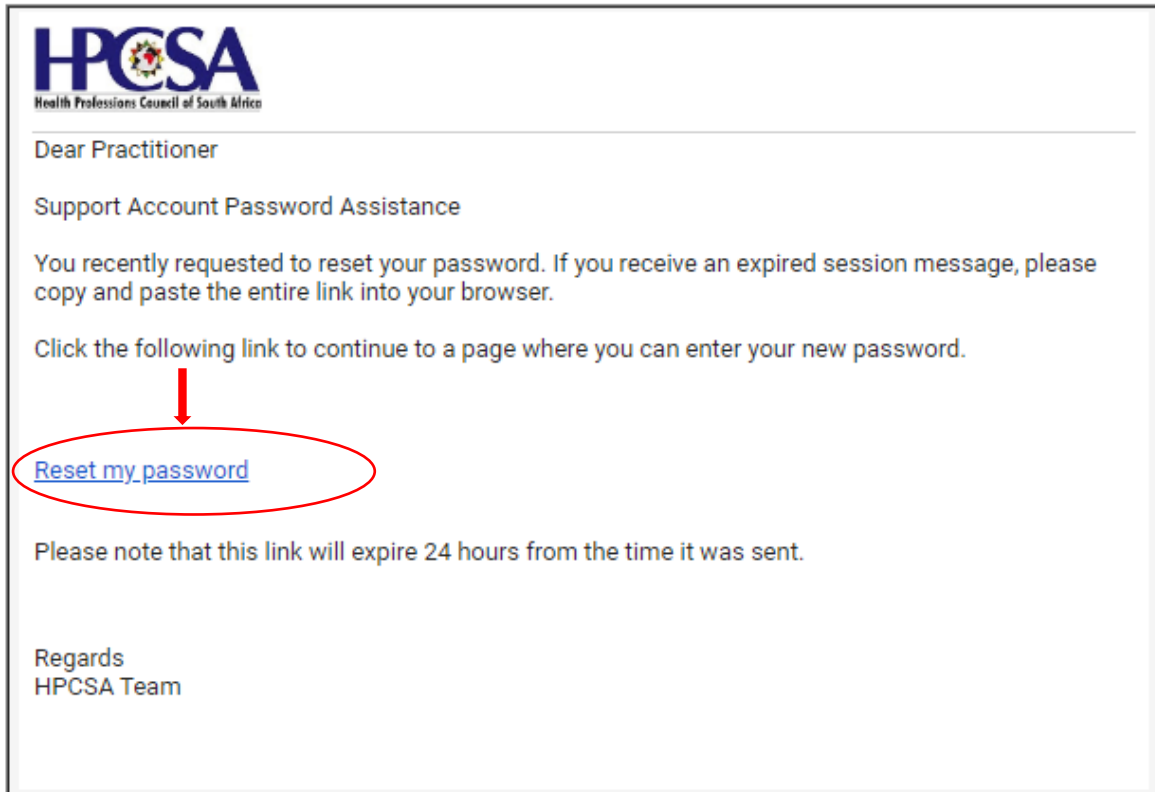
[Email My Username](#)

Reset your password
We'll email you a link to a page where you can create a new password.

Username

[Reset My Password](#)

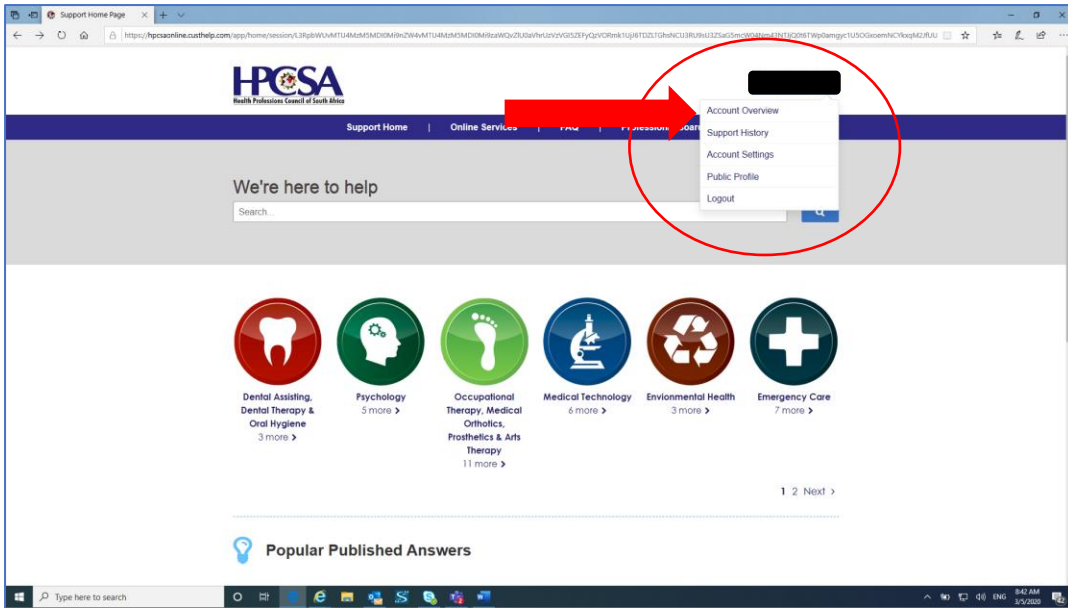
- 6. click on the link and reset my password for



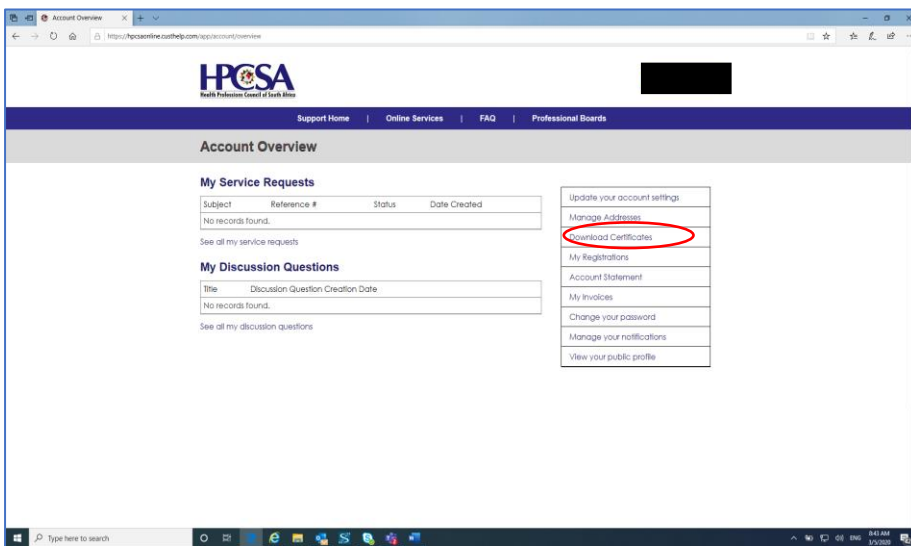
7. Create your password and type it again next to verify password then click submit button. Please adhere to the rules stated below

A screenshot of the HPCSA website's password reset form. The form is titled "Reset your password" and features two input fields: "Password *" and "Verify Password *". A "Submit" button is located below the fields. To the right of the form, a validation error message is displayed: "Password is too short". Below this message, a list of requirements for the password is shown, each preceded by a red 'x' icon: "Must contain at least 6 characters", "Must contain at least 1 lower-case character", "Must contain at least 1 number", "Must contain at least 1 special-character", and "Must contain at least 1 upper-case character". The top of the page includes the HPCSA logo, a navigation menu with "Home", "Online Services", "FAQ", and "Professional Boards", and a "Log in or Sign up" button.

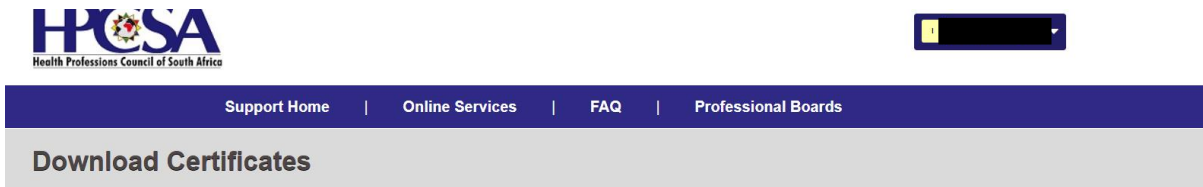
8. Once logged on Click on your name and select Account Overview



9. Select Download certificates



10. Click on Registration Certificate link as shown below



11. A PDF certificate will be downloaded when clicked it will display as below :

